

molecule as a model of the diphosphene (1) for the computation. The geometry optimizations were carried out with STO-3G,²⁰ 44-31G,²¹ and 44-31G + polarization function on the phosphorus atom (44-31G*²²). Table II shows the calculated results of phosphinidenes (H-P:), diphosphenes (*trans*- and *cis*-H-P=P-H),²³ diphosphene (P=P), and diphosphane (H₂P-PH₂). The 44-31G bond lengths are considerably larger than the corresponding experimental values. The basis set, therefore, is not adequate for the prediction of the geometries of the molecules. On the other hand, the geometries calculated at the 44-31G* level are in good accord with the experimental values. By comparison with theoretical values (P=P, 1.85; P=P, 2.00; P-P 2.25) and the observed distance for 1a, it is suggested that the phosphorus-phosphorus bond in 1a has normal double-bond character. The observed larger bond angle (∠PPC, 102.8°) in 1a than the optimized angle in *trans*-P₂H₂ might be attributed to the steric hindrance due to ortho-*tert*-butyl groups. The computation was carried out on a HITAC M-200H computer at the Institute for Molecular Science, Okazaki, Japan.

Acknowledgment. This work was supported in part by the Science Research Grant-in-Aid (543008 and 57540276) from the Ministry of Education, Science and Culture of Japan. We thank Dr. Ken Hirotsu at Osaka City University for helpful discussion and also thank Dr. Hiro-o Hamaguchi at the University of Tokyo for obtaining the Raman spectra of 1.

Registry No. 1a, 79073-99-7; 1b, 85028-85-9; 1c, 85028-86-0; 1d, 85028-87-1; 2, 83115-12-2; 3a, 79074-00-3; 3b, 85028-88-2; 3c, 6781-96-0; 3d, 644-97-3.

(19) Presented in part at the 10th Symposium on Organic Sulfur and Phosphorus Chemistry, Gifu, Japan, Jan 1982.

(20) Hehre, W. J.; Ditchfield, R.; Stewart, R. F.; Pople, J. A. *J. Chem. Phys.* 1970, 52, 2769.

(21) Hehre, W. J.; Lathan, W. A. *J. Chem. Phys.* 1972, 56, 5255.

(22) The exponent of the polarization function of phosphorus atom is 0.5.

(23) Fehlner, T. P. *J. Am. Chem. Soc.* 1966, 88, 1819.

(24) Gordon, M. S.; Binkley, J. S.; Pople, J. A.; Pietro, W. J.; Hehre, W. J. *J. Am. Chem. Soc.* 1982, 104, 2797.

(25) Herzberg, G. "Molecular Spectra and Molecular Structure. I. Spectra of Diatomic Molecules"; Van Nostrand: Toronto, 1959.

(26) Callomon, J. H.; Hirota, E.; Kuchitsu, K.; Lafferty, W. J.; Maki, A. G.; Pote, C. S. "Structure Data on Free Polyatomic Molecules"; Landolt-Börnstein; Springer-Verlag: Berlin, 1976; New Series, Group II, Vol. 7.

Nucleophile Addition/Carbonylation with η⁴-Dienetricarbonyliron(0) Complexes

M. F. Semmelhack,*^{1a} James W. Herndon,^{1a,2} and James P. Springer^{1b}

Department of Chemistry, Princeton University
Princeton, New Jersey 08544

The Merck Institute for Therapeutic Research
Rahway, New Jersey

Received December 22, 1982

We recently reported that reactive carbanions will add to η⁴-(1,3-diene)Fe(CO)₃ complexes and that the stable intermediate can be protonated with trifluoroacetic acid to give substituted alkenes.^{3,4} The results were interpreted in terms of intermediates 1 (from the 1,3-cyclohexadiene complex 2; see Scheme I) and

Scheme I

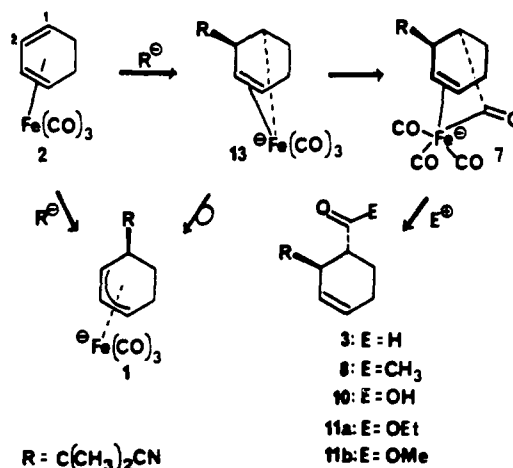
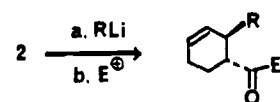


Table I. Reactions of 2 with Carbanions in the Presence of CO

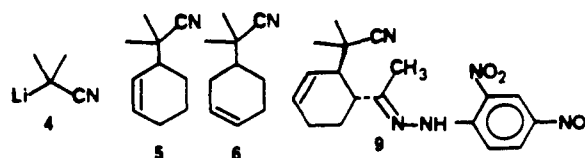


entry	RLi	E ⁺	E'	yield, % ^b
1	LiC(CH ₃) ₂ CN	CF ₃ CO ₂ H	H	93 ^c
2	LiC(CH ₃) ₂ CN	CH ₃ I	CH ₃	87 ^c
3	LiC(CH ₃) ₂ CN	O ₂	OH	96 ^c
4	LiC(CH ₃) ₂ CN	CH ₃ CH ₂ OSO ₂ F	OCH ₂ CH ₃	100 ^c
5	LiC(CH ₃) ₂ CN	CH ₃ OSO ₂ F	OCH ₃	100 ^c
6	Li*CH(CH ₃)CN	CF ₃ CO ₂ H	H	77 ^{c-e}
7	Li*CH(CH ₃)CN	CH ₃ I	CH ₃	83 ^d
8	LiCH ₂ CN	CF ₃ CO ₂ H	H	81 ^e
9	LiCH ₂ CN	CH ₃ I	CH ₃	72 ^c
10	LiC(CH ₃) ₂ CO ₂ Et	CH ₃ CH ₂ OSO ₂ F	OCH ₂ CH ₃	96 ^c
11	LiC(CH ₃) ₂ CO ₂ Et	CH ₃ I	CH ₃	98 ^c
12	Li*CH(CH ₃)CO ₂ - <i>t</i> -Bu	CH ₃ CH ₂ OSO ₂ F	OCH ₂ CH ₃	100 ^d
13	LiCH ₂ CO ₂ - <i>t</i> -Bu	CH ₃ CH ₂ OSO ₂ F	OCH ₂ CH ₃	42 ^c
14	LiC(CH ₃) ₂ CO ₂ Li	CF ₃ CO ₂ H	18 ^f	
15	2-lithio-1,3-dithiane	CF ₃ CO ₂ H	H	58 ^e

^a For the general procedure, see ref 14. ^b The yields are based on distilled samples, homogeneous by GLPC and ¹³C NMR data. ^c The structures are assigned as *trans* on the basis of selective proton-decoupling experiments in comparison with data for 9. ^d This product was obtained as a mixture of epimers about the chiral carbon (denoted by the asterisks) in the carbanion unit. ^e This product was obtained as a mixture of *cis* and *trans* isomers. ^f This product was established to be the pure *cis*-anhydride 18 isomer based on proton-decoupling experiments, IR, and ¹³C NMR spectral data (see ref 9).

implied attack of the anion at C-1 of the diene ligand, although a minor product arising from CO incorporation (3) suggested some tendency toward attack at C-2. We now report studies undertaken to determine if CO insertion can be the major process in the presence of external CO.

When anion 4 is combined with complex 2⁵ under argon (-78



to +25 °C) and then exposed to CO at about 1.5 atm, protonation

(5) 2 can be prepared via the general thermal or photochemical procedures: (a) Birch, A. J.; Cross, P. E.; Lewis, J.; White, D. A.; Wild, S. B. *J. Chem. Soc. A* 1968, 332-340. (b) Von Gustdorf, K.; Pfäifer, A.; Grevels, F. W. Z. *Naturforsch.* 1971, 266, 66-67.

(1) (a) Princeton University. (b) Merck Institute for Therapeutic Research.

(2) Trainee of the National Institutes of Health, 1980-1981. Exxon Fellow, Princeton University, 1982-1983.

(3) Semmelhack, M. F.; Herndon, J. W. *Organometallics*, in press.

(4) Preliminary partial accounts of this work based on lecture presentations have been published: (a) Semmelhack, M. F. *Pure Appl. Chem.* 1981, 53, 2379-2383. (b) Abstracts of the 131st National American Chemical Society Meeting, ORGN 21.

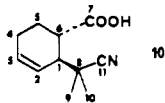
and isolation of the organic products gives only the alkenes **5** and **6**. No incorporation or other influence of CO is apparent. However, if CO is present at 1.4–1.5 atm during the mixing of anion **4** and complex **2** at -78°C in THF/HMPA (4:1), an intermediate (we propose **7**) is formed and then protonated with trifluoroacetic acid to produce **3** in high yield. While the intermediate has not been isolated, the ^1H NMR spectrum of the solution before quenching with acid shows a pattern consistent with the proposed structure of **7**, including signals assigned to the olefinic protons at δ 3.90–4.00.⁶ Similarly, the ^{13}C NMR spectrum shows two doublets (δ 58.35, 56.67) which we tentatively assign to the olefinic carbons. Structure **7** can be viewed as an analogue of the acyliron tetracarbonyl anions involved in Collman's reaction,⁷ and we have shown that it undergoes parallel reactions. Addition of excess methyl iodide to a solution of **7** leads to methyl ketone **8** in 87% yield. The structure of **8** has been rigorously established by an X-ray diffraction study on the hydrazone **9** (supplementary material).^{8,9} Similarly, the use of an oxidative isolation procedure¹¹ gives the carboxylic acid **10** in 96% yield.⁹ We also converted **7** to the corresponding ethyl and methyl esters (**11**, 100% yields) by reaction with the appropriate alkyl fluoro-sulfonate followed by ferric chloride oxidation.^{9,12}

(6) In $\text{Me}_2\text{SO}-d_6$. No signals are detected downfield of δ 4.2. While we know no close analogy in other anionic iron-olefin systems; the upfield shift of ca 1.5 ppm (compared to the signals for olefinic protons in free cyclohexene) is consistent with an anionic complex.

(7) Collman, J. P. *Acc. Chem. Res.* **1975**, *8*, 342–347.

(8) The hydrazone was formed in the usual way (mp 153–154 $^{\circ}\text{C}$). It was hydrolyzed¹⁰ back to the same isomer (**8**) in order to establish that no structural change occurred during derivatization.

(9) The structures of products **3**, **10**, **11a**, **11b**, and the unnumbered products listed in the table were established by comparison of ^1H and ^{13}C NMR spectral data with corresponding data for **8**, for which the structure was established by the X-ray study on **9**. ^1H NMR data at 90, 270, and 500 MHz with extensive spin-decoupling procedures were used. As indicated in the footnotes to the table, most of the products were obtained in >98% purity by simple short-path distillation, as evidenced by GLPC analysis and ^{13}C NMR spectral data. Satisfactory IR, low-resolution MS, and analytical data (high resolution MS or combustion analysis) were obtained for all new compounds. Representative characterization data follow. **8**: IR (neat) 3040 (m, vinyl C-H), 2950 (s, C-H), 2250 (m, C \equiv N), 1720 (vs, C=O), 1660 (w, C=C), 1435 (s), 1365 (s), 1240 (m), 1225 (m), 1170 (s) cm^{-1} ; ^1H NMR (90 MHz, CDCl_3) δ 5.81 (AB pattern of multiplets, 2 H, $J = 12$ Hz, H at C-1,2), 2.6–3.0 (m, 2 H, H at C-3,4), 2.27 (s, 3 H, H at C-12), 1.4–2.2 (m, 4 H, H at C-5,6), 1.52 (s, 3 H, CH_3), 1.48 (s, 3 H, CH_3); ^{13}C NMR (CDCl_3 , H decoupled) δ 209, 130, 124, 123, 48, 42, 36, 28, 25, 24.3, 24.0, 23. **10**: ^1H NMR (CDCl_3 , 500 MHz) δ -11.8 (s, 1 H, COOH), 6.00 (br d, 1 H, $J = 10.0$ Hz, H at C-3), 5.71 (dd, 1 H, $J = 10.0$, 1.4 Hz, H at C-2), 2.79 (m, 1 H, H at C-1), 2.65 (m, 1 H, H at C-6), 2.05 (m, 2 H, H at C-4), 2.02 (m, 1 H, H at C-5 cis to H at C-6), 1.81 (m, 1 H, H at C-5 trans to H at C-6), 1.38, 1.34 (2 s, 6 H, CH_3). Irradiated at δ 6.00: 5.71 (br d, $J = 1.4$ Hz), 2.79 (td, $J = 9.3$, 1.2 Hz), 2.65 (unaffected). Irradiated at δ 5.71: 6.00 (dt, $J = 1.2$ Hz), 2.79 (m), 2.65 (unaffected). Irradiated at δ 2.79: 6.00 (dt, $J = 10.0$, 1.4 Hz), 5.71 (br d, $J = 10.0$ Hz), 2.65 (dd, $J = 9.5$, 1.2 Hz). Irradiated at δ 2.65: 6.00, 5.71 (unaffected), 2.79 (br s). Irradiated at δ 2.05: 6.00 (dd, $J = 10.0$, 0.8 Hz), 5.71 (dd, $J = 10.0$, 1.4 Hz), 2.79 (br s), 2.65 (td, $J = 9.5$, 1.2 Hz). Irradiated at δ 2.02: 6.00 (dd, $J = 10.0$ Hz), 5.71 (dd, $J = 10.0$, 1.4 Hz), 2.79 (unaffected), 2.65 (t, $J = 9.5$ Hz). Irradiated at δ 1.81: 6.00, 5.71, 2.79 (unaffected), 2.65 (m). ^{13}C NMR (CDCl_3) δ 182.0 (s, COOH), 130.4, 123.8 (2d, vinyl C), 124.2 (s, C \equiv N), 43.1, 41.0 (2d, C-1,6), 36.1 (s, C-8), 25.2, 24.6, 24.0, 24.8 (C-4,5,9,10). IR (neat) 2200–3500 (vs, O-H), 2230 (m, C \equiv N), 1700 (s, C=O), 1450 (m), 1430 (m), 1390 (m), 1300 (s), 1180 (s), 950 (s) cm^{-1} . The coupling constant between the H's at C-1,6 is 9.5 Hz, consistent with a trans orientation.

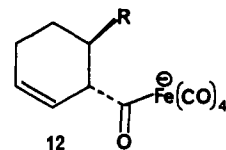


(10) The general procedure was due to the following: McMurry, J. E.; Silvestri, M. *J. Org. Chem.* **1975**, *40*, 1502–1504.

(11) For the general oxidative isolation procedure, see: Collman, J. P.; Winters, S. R.; Komoto, R. G. *J. Am. Chem. Soc.* **1973**, *95*, 249–250.

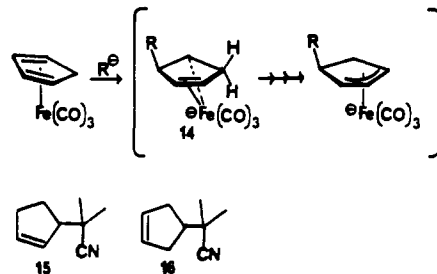
(12) The reaction mixture was diluted with acetone at 24°C , and solid ferric chloride hexahydrate was added portionwise until gas evolution was no longer noticeable (10–30 min).

The data presented so far require a transient intermediate interacting with CO, preventing formation of **1** (which appears not to incorporate CO). We consider three possibilities to be reasonable. First, the CO might induce formation of transient but highly reactive η^2 -(1,3-cyclohexadiene)Fe(CO)₄, which would lead, in turn, to acyliron tetracarbonyl anion **12**. A second



alternative is initial addition at C-2 of complex **2** to give homoallyl complex **13**.¹⁴ This intermediate readily explains formation of **7** and might undergo iron migration (via β -hydride elimination/readdition) to the (presumably) more stable isomer, **1**. A third possibility is initial addition at C-2, followed by rapid rearrangement of the anion unit to C-1. Concerning the first possibility, structure **12** is inconsistent with the preliminary NMR data on the first stable intermediate (**7**).⁶ In addition, we have demonstrated that exchange of the coordinated CO with the atmosphere of CO does not occur before or during the reaction with the anion.¹³ The first mechanism implies 25% incorporation of external CO at the aldehyde carbon, wherein in the second and third possibilities the external CO simply fills the coordination sphere of the iron after insertion of one of the original CO ligands and allows no incorporation of external CO into the aldehyde carbonyl. In addition, if CO were promoting a fast $\eta^4 \rightleftharpoons \eta^2$ interconversion, the unreacted (diene)iron tricarbonyl recovered would have incorporated the external CO.

Particularly favorable β -hydride elimination/readdition (from **14**) may explain the failure of η^4 -(1,3-cyclopentadiene)Fe(CO)₃¹⁵



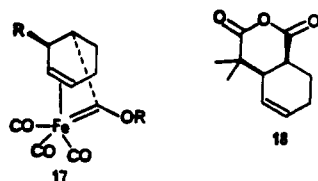
to undergo CO incorporation. Under the usual conditions with anion **4** and CO at 1.5 atm, the only products obtained are the substituted cyclopentenes **15** and **16** (72% yield).

(13) For example, when complex **2** is dissolved in THF under ^{13}C O (90% ^{13}C) at temperatures ranging from -78 to $+160^{\circ}\text{C}$, the complex can be recovered without significant (<1%) incorporation of the label. When irradiated at 25°C with a medium-pressure mercury arc through Pyrex, the same mixture gave 15% incorporation of ^{13}C O. In a similar experiment where **2** was mixed with 0.5 mol equiv of anion **4**, under the standard conditions¹⁶ for addition/carbonylation/protonation, the usual product (**3**) was obtained with <1% incorporation of ^{13}C at aldehyde carbon (^{13}C NMR peak enhancement). Rapid intramolecular equilibration (site exchange) of CO ligands in complexes such as **2** has been established: Bischofberger, P.; Hansen, H.-J. *Helv. Chim. Acta* **1982**, *65*, 721–725.

(14) We are aware of no published example of an iron complex with structure closely related to **13**. Addition at C-2 is not predicted by the general correlation theory of nucleophilic addition to coordinated polyenes: Davies, S. G.; Green, M. L. H.; Mingos, D. M. P. *Tetrahedron* **1978**, *34*, 3047–3077. However, their analysis is described for complexes carrying a positive charge and does not necessarily apply to the uncharged iron system. Detailed ab initio computations on η^4 -(1,3-butadiene)Fe(CO)₃ show that the more electron-deficient sites on the diene ligand are at C-2 and C-3: (a) Connor, J. A.; Derrick, L. M. R.; Hall, M. B.; Hillier, I. H.; Guest, M. F.; Higginson, B. R.; Lloyd, D. R.; *Mol. Phys.* **1974**, *23*, 1193–1205. (b) El-Awady, A. A. *J. Inorg. Nucl. Chem.* **1974**, *36*, 2185–2190. In addition, it has been established that electrophilic addition occurs preferentially at C-1 and C-4 of the 1,3-diene ligands: Graf, R. E.; Lillya, C. P. *J. Organomet. Chem.* **1979**, *166*, 53–62. We have in progress a series of experiments with substituted 1,3-dienes that demonstrate that addition at C-2 is generally the kinetically favored process: J. W. Herndon and Hanh T. M. Le, unpublished results.

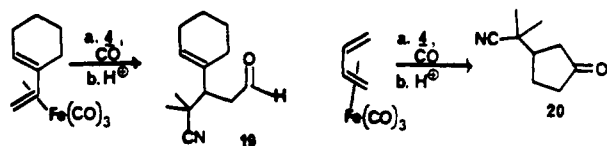
(15) Kochbar, R. K.; Pettit, R. *J. Organomet. Chem.* **1966**, *6*, 272–278.

Table I displays the results of a systematic study of complex **2** with a variety of carbanions in the presence of CO.¹⁶ Ketone enolates are apparently not reactive enough to give useful efficiency, but more reactive carbon nucleophiles produce high yields of carbonyl products. The formation of the trans isomer in most cases is consistent with the addition of the nucleophile from the anti direction,¹⁷ followed by CO insertion with retention at the migrating carbon.^{7,18} The formation of esters after reaction with the alkyl fluorosulfonates and oxidation is reminiscent of the chemistry of acylchromium pentacarbonyl anions¹⁹ but is not generally observed for the iron analogue.²⁰ We propose that an (alkylidene)iron intermediate (**17**) forms by O-alkylation of the



proposed acyliron tricarboxylate anion **7** and is oxidized readily to give the esters **11**. Systematic study of this proposal is underway. Under the strong acid quenching conditions, mixtures of cis- and trans-disubstituted cyclohexenes are usually obtained (Table I, entries 1, 6, 8, 14, and 15). These results can be explained by epimerization during acid quenching, giving an equilibrium mixture. In the special case of dilithioisobutyrate (entry 14), ferric chloride treatment appears to oxidize the expected carboxylic acid aldehyde into an anhydride (**18**), and epimerization allows exclusive formation of the cis ring fusion isomer.⁹ However, with other quenching techniques, using carbon electrophiles, the pure trans-3,4-disubstituted cyclohexenes are obtained.

The carbonylation process appears to be quite general. For example, the complex from 1-vinylcyclohexene²¹ reacts with **4** and CO to give, after protonation, the aldehyde **19** in 71% yield.⁹ With



other open chain dienes, preliminary results suggest further reaction of the acyliron intermediates can occur. Under the usual

(16) The general procedures for experiments reported in the table follow. Into a stirred solution of the carbanion (2.7 mmol) in a mixture of THF and HMPA (4:1, v/v; 10 mL) at -78°C under argon was passed via syringe needle a stream of carbon monoxide for a period of 1 min, and then the closed system was pressurized to ca. 8 psi as measured by a regulator at the CO cylinder. The system was sealed by means of stopcocks held in place by rubber bands. The neat liquid η^4 -(1,3-cyclohexadiene)iron tricarboxylate was added via syringe over 20 s. The mixture was stirred at -78°C for 1 h and then at 25°C for 1 h. After the mixture was cooled to -78°C and the pressure was released, the intermediate was quenched with either excess trifluoroacetic acid (-78 to 25°C over 10 min), methyl iodide (2 h at 25°C), alkyl fluorosulfonate/ferric chloride (-78 to 25°C), or oxygen/ferric chloride.¹² Filtration of the crude organic product through a short column of silica gel (eluting with hexane/dichloromethane) followed by short-path distillation gave the products listed in the table.

(17) No evidence for the direction of addition of nucleophiles to 1,3-diene ligands has been presented, but anti addition is general for alkene, allyl, cyclohexadienyl, and arene ligands. For a general discussion, see: Collman, J. P.; Hedgedus, L. S. "Principles and Applications of Organotransition Metal Chemistry"; University Science Books: Mill Valley, CA, 1980; pp 303-306.

(18) For a general discussion, see the book cited in ref 17, pp 264-266.

(19) For a general discussion, see: Casey, C. A. In "Transition Metal Organometallics in Organic Synthesis"; Alper, H., Ed.; Academic Press: New York, 1976; p 225.

(20) In general, acyliron tetracarboxylate anions are alkylated at iron (Collman's reaction). The one systematic study of alkylation with alkylating agents of the type used here failed to provide significant yields of the iron-alkylidene species: Fischer, E. O.; Beck, H.-J.; Kreiter, C. G.; Lynch, J.; Müller, J.; Winkler, E. *Chem. Ber.* **1972**, *105*, 162-172. However, phosphine-substituted analogues have been converted to (alkylidene)iron complexes in high yield: Condor, H. L.; Darenbourg, M. *Inorg. Chem.* **1974**, *13*, 506-511.

(21) Dauben, W. G.; Lorber, M. E. *Org. Mass Spectrosc.* **1970**, *3*, 211-218.

conditions, η^4 -(1,3-butadiene)Fe(CO)₃^{5b} leads to the 3-substituted cyclopentanone **20** in 76% yield.²² Further development of these processes is underway.

Acknowledgment. We are pleased to acknowledge support of this work through a research grant from the National Science Foundation (CHE-7905561) and through a graduate traineeship from the Public Health Service to J.W.H. In addition, NMR facilities at Princeton and Yale, provided partly by grants from the National Science Foundation, were employed in this project.

Supplementary Material Available: Spectral and X-ray data for **9** (4 pages). Ordering information is given on any current masthead page.

(22) Cyclopentanone **20** was isolated by short-path distillation (80 – 110°C (0.8 torr)): ¹H NMR (CDCl₃) δ 1.6–2.2 (m, 7 H), 1.34 (s, 3 H), 1.30 (s, 3 H); ¹³C NMR (CDCl₃) δ 2.5.5 (s), 122.7 (s), 45.4 (d), 40.6 (t), 38.2 (t), 25.4 (t), 35.9 (s), 25.1 (q), 24.3 (q); IR (neat) 2980 (s), 2900 (m), 2240 (m), 1740 (s), 1460 (m), 1405 (m), 1395 (m), 1370 (m), 1260 (s) cm⁻¹; GC-MS, *m/z* 151 (parent, 7), 89 (3), 83 (38), 69 (5), 56 (9), 55 (100). Anal. Calcd for C₅H₁₀O: C, 71.49; H, 8.67; N, 9.26. Found: C, 71.55; H, 8.68; N, 9.09.

Mechanism of Ligand Substitution in Mn₂(CO)₁₀

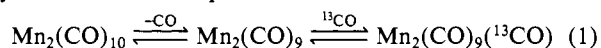
N. J. Coville, A. M. Stolzenberg, and E. L. Muetterties*

Department of Chemistry, University of California
Berkeley, California 94720

Received December 30, 1982

By a metal isotope double-labeling procedure, we¹ recently established that thermally initiated ligand substitution reactions of Re₂(CO)₁₀ do not involve Re–Re bond cleavage; rather the CO predissociation step Re₂(CO)₁₀ \rightleftharpoons Re₂(CO)₉ + CO followed by ligand addition to Re₂(CO)₉ precisely describes the mechanism. We have now established that Mn₂(CO)₁₀ substitution reactions² are mechanistically analogous to the rhenium systems. These experiments suggest that the Mn–Mn bond energy in Mn₂(CO)₁₀ is probably greater than the earlier estimates^{3,4} of 16–22 kcal/mol.

Our experiments with ¹³CO substitution in Mn₂(CO)₁₀ in octane solution at 120°C and 550–660 torr of ¹³CO establish a reaction fully consistent⁵ with eq 1 and a half-life of 45 ± 10 min as



compared to a half-life^{6a} of 46 min for P(C₆H₅)₃ substitution (Figure 1, supplementary material). To enable an incisive⁷ test of thermally initiated Mn–Mn bond scission by a double-labeling procedure under conditions of ligand exchange, Mn₂(CO)₁₀ and Mn₂(¹³CO)₁₀ were physically mixed and then reacted in octane with ¹²CO or with ¹³CO at 120°C . Mass spectrometric analysis of the reaction mixture after varying reaction times evinced no evidence (i.e., buildup of Mn₂(¹²CO)₆₋₄(¹³CO)₄₋₆ molecules, 394–396 amu range, was less than $\sim 3\%$) that scission of the Mn–Mn bond occurs at significant rates under these conditions of relatively rapid CO exchange (Figure 1). Thus CO ligand

(1) Stolzenberg, A. M.; Muetterties, E. L. *J. Am. Chem. Soc.* **1983**, *105*, 822.

(2) For a summary of studies and conclusions regarding Mn₂(CO)₁₀ ligand substitution reactions see: Muetterties, E. L.; Burch, R. R.; Stolzenberg, A. M. *Ann. Rev. Phys. Chem.* **1982**, *33*, 89–118.

(3) Brown, D. L. S.; Connor, J. A.; Skinner, H. A. *J. Organomet. Chem.* **1974**, *81*, 403.

(4) Connor, J. A.; Zafarani-Moattar, M. T.; Bickerton, J.; El Saied, N. I.; Suradi, S.; Carson, R.; Al Takhin, G.; Skinner, H. A. *Organometallics* **1982**, *1*, 1166–1174.

(5) Assuming a first-order dissociative process with successive dissociation rates statistically corrected for the number of ¹²CO groups remaining and that replacement of bound ¹³CO by ¹²CO is insignificant, the problem is analyzable by a ten-step radioactive decay chain (cf. ref 1). The agreement between experiment and theory was good (Figure 1, supplementary material).

(6) (a) Wawersik, H.; Basolo, F. *Inorg. Chim. Acta* **1969**, *3*, 113. (b) Atwood, J. D. *Inorg. Chem.* **1981**, *20*, 4031 and references therein. (c) Schmidt, S.; Basolo, F.; Troglor, W. *Inorg. Chem.* **1982**, *21*, 1698.

(7) A metal-based isotopic double-labeling procedure is not feasible for manganese because there is only one stable manganese isotope.